

Scaled data based on original data using  
LM-79-08 Approved Method: Electrical and Photometric Measurements of Solid-  
State Lighting Products

Test Report Prepared for  
Cooper Lighting Solutions  
(formerly Eaton)

Brand: INVUE

Report Number: P675139

Luminaire Tested: **CCW-SA-2A-750-U-T4FT**

Issue Date: 04/25/2023



**Test Information**

Test Method: LM-79-08  
Report Number: P675139  
Test Lab: INNOVATION CENTER(G1)  
Issue Date: 04/25/2023  
Manufacturer: COOPER LIGHTING SOLUTIONS (FORMERLY EATON)  
Product Line: INVUE  
Catalog Number: CCW-SA-2A-750-U-T4FT  
Description: INVUE CLEAR CURVE Wall Pack MOUNT LIGHT SQUARE LUMINAIRE @350mA w/  
T4FT distribution lens  
Light Source: (32) 5000K CCT, 70 CRI LEDs  
Ballast/Driver: ELECTRONIC DRIVER

**Summary**

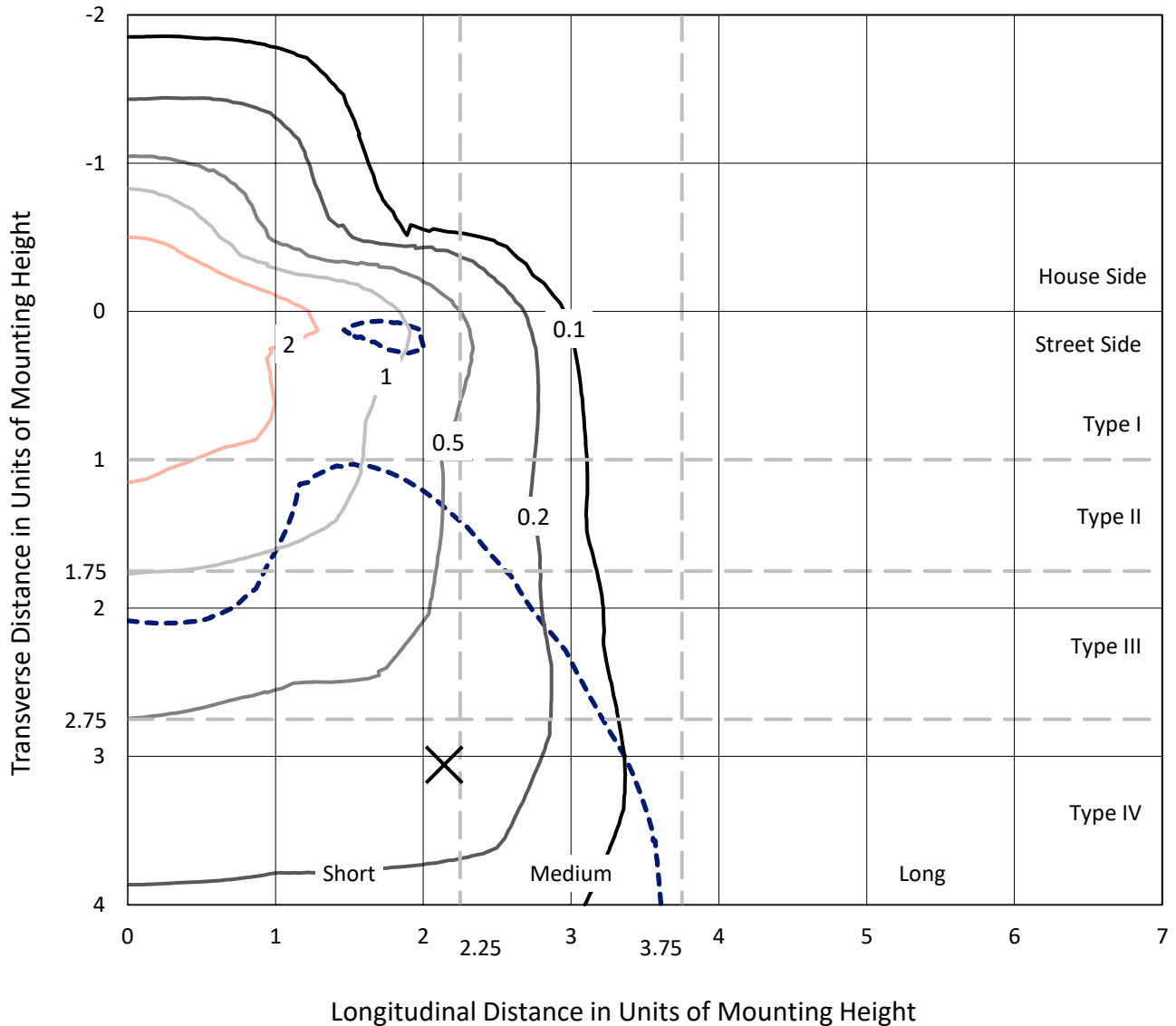
Lumens per Lamp: N/A  
Luminaire Lumens: 5593.5 lumens  
Efficiency: N/A  
Efficacy: 154.5 lumens/watt  
Luminous Opening: Rectangular (W 1' x L: 1' x H: 0')  
IES Classification: Type IV - Short  
BUG Rating: B1 - U0 - G2

Input Watts (W): 36.2  
Input Voltage (V): 120  
Input Current (A<sub>in</sub>): NR  
Voltage Rise (V): NR  
Power Factor: NR  
Total Harmonic Distortion (THDi): NR  
Frequency (hertz): 60  
Stabilization Time: NR  
Operation Time: NR  
Ambient Temperature (°C): NR  
Test Distance: 25 FT

REPORT NUMBER: P675139  
 CATALOG NUMBER: CCW-SA-2A-750-U-T4FT

### Iso-Footcandle Lines of Horizontal Illumination

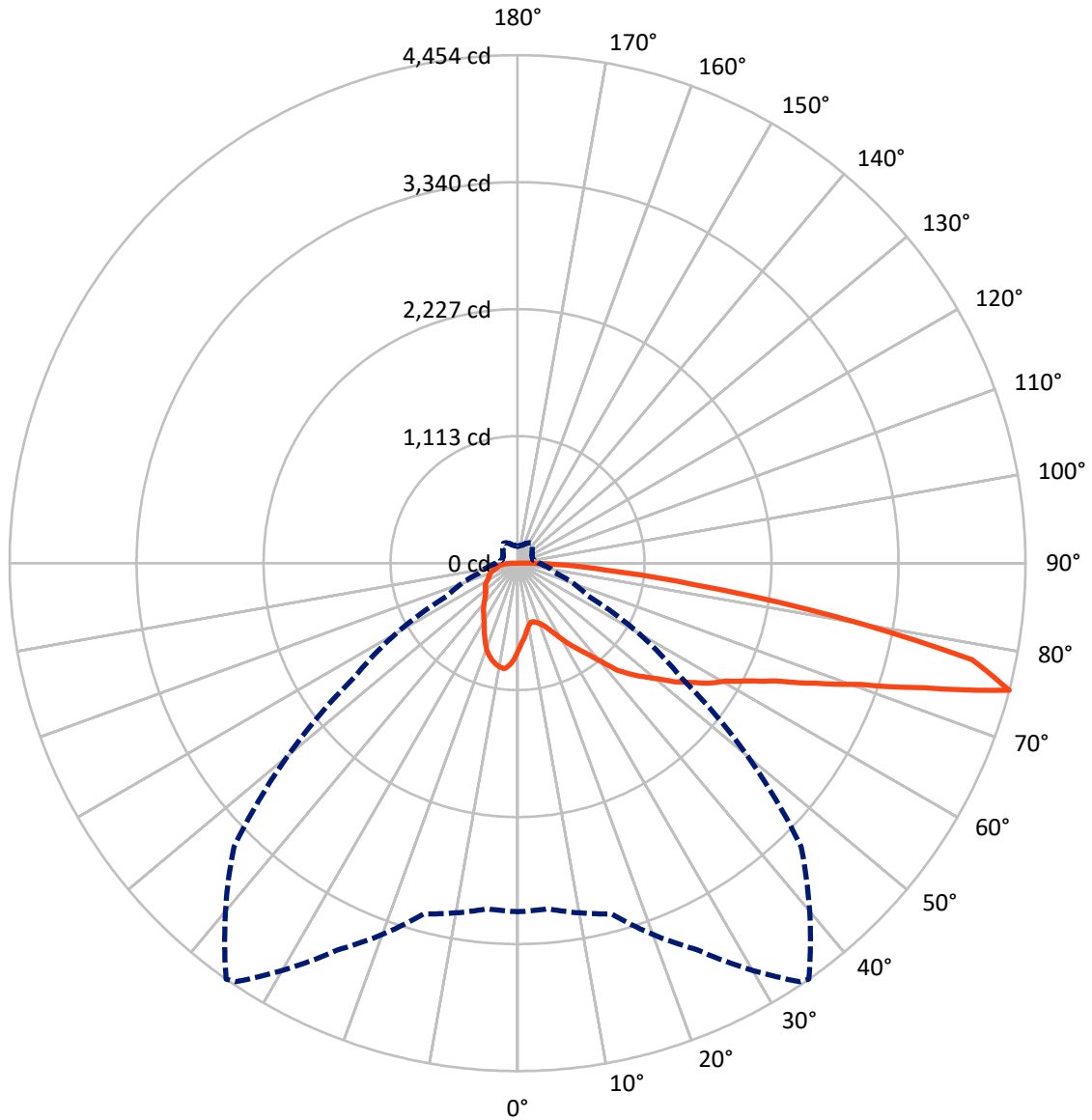
× Max cd  
 - - - 1/2 Max cd



Based on 15 foot mounting height. Maximum calculated value = 4 fc  
 Type IV - Short - N/A

REPORT NUMBER: P675139  
CATALOG NUMBER: CCW-SA-2A-750-U-T4FT

### Luminous Intensity Polar Plot



— Vertical Plane Through 35-Deg Lateral    - - - Horizontal Cone Through 75-Deg Vertical

REPORT NUMBER: P675139  
 CATALOG NUMBER: CCW-SA-2A-750-U-T4FT

**FLUX DISTRIBUTION:**

		Downward	Upward	Total
<b>House Side</b>	Lumens	1285.5	0.0	1285.5
	% Fixture	23.0	0.0	23.0
<b>Street Side</b>	Lumens	4307.9	0.0	4307.9
	% Fixture	77.0	0.0	77.0
<b>Total</b>	Lumens	5593.5	0.0	5593.5
	% Fixture	100.0	0.0	100.0

**Coefficient of Utilization**

**ZONAL LUMENS:**

Zone	Lumens	% Fixture
0°-10°	73.0	1.3
10°-20°	211.9	3.8
20°-30°	351.7	6.3
30°-40°	521.3	9.3
40°-50°	751.6	13.4
50°-60°	1033.6	18.5
60°-70°	1276.7	22.8
70°-80°	1168.0	20.9
80°-90°	205.6	3.7
90°-100°	0.0	0.0
100°-110°	0.0	0.0
110°-120°	0.0	0.0
120°-130°	0.0	0.0
130°-140°	0.0	0.0
140°-150°	0.0	0.0
150°-160°	0.0	0.0
160°-170°	0.0	0.0
170°-180°	0.0	0.0
0°-90°	5593.5	100.0
0°-180°	5593.5	100.0



REPORT NUMBER: P675139

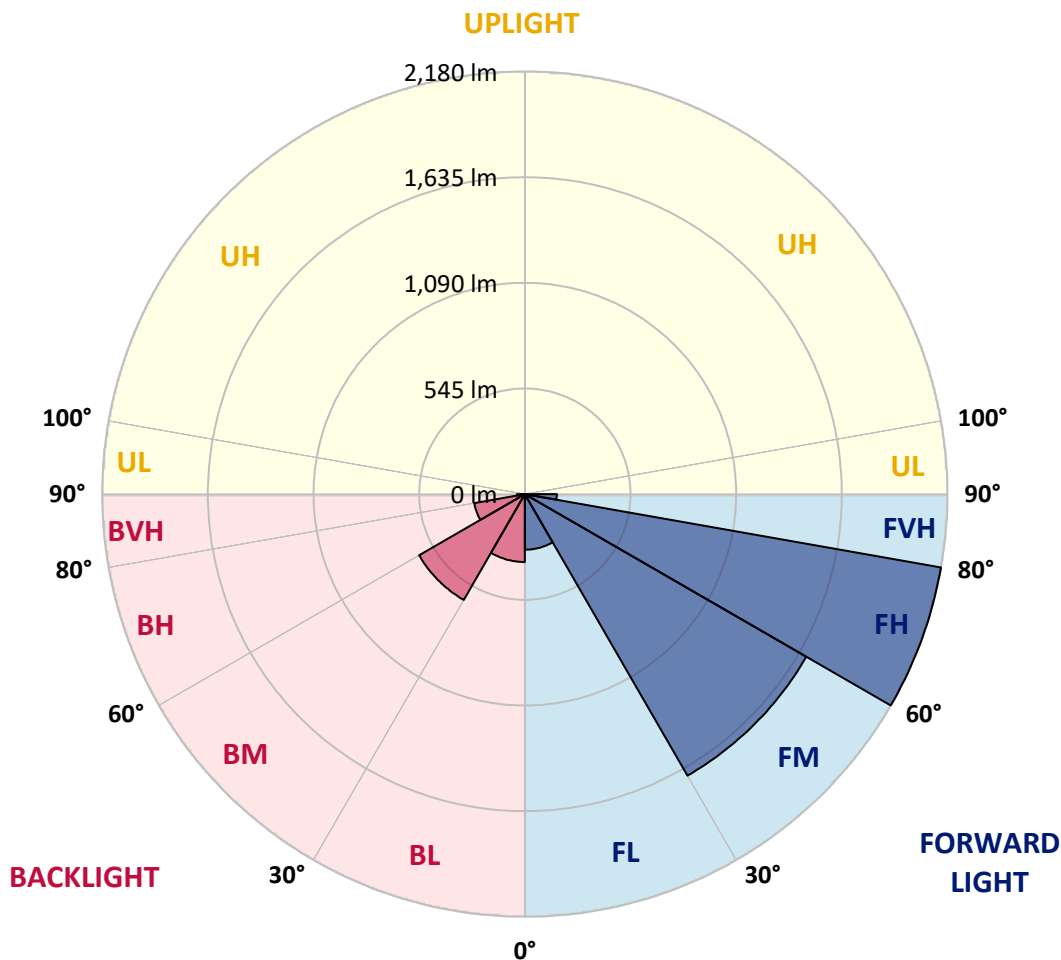
CATALOG NUMBER: CCW-SA-2A-750-U-T4FT

**LUMINAIRE CLASSIFICATION SYSTEM LUMEN TABLE AND BUG RATING:**

Zone	Lumens	% Fixture	Zone Rating/Lumen Limit		
			B	U	G
FL (0°-30°)	286.7	5.1			
FM (30°-60°)	1676.6	30.0			
FH (60°-80°)	2179.7	39.0			G2/5000
FVH (80°-90°)	165.0	3.0			G2/225
BL (0°-30°)	349.9	6.3	B1/500		
BM (30°-60°)	629.9	11.3	B1/1000		
BH (60°-80°)	265.1	4.7	B1/500		G1/500
BVH (80°-90°)	40.6	0.7			G1/100
UL (90°-100°)	0.0	0.0		U0/0	
UH (100°-180°)	0.0	0.0		U0/0	

**BUG Rating: B1-U0-G2**

Type IV Short





REPORT NUMBER: P675139

CATALOG NUMBER: CCW-SA-2A-750-U-T4FT

**CANDELA DISTRIBUTION (FULL):**

	0°	5°	15°	25°	34°	35°	45°	55°	65°	75°	85°
0°	766.3	766.3	766.3	766.3	766.3	766.3	766.3	766.3	766.3	766.3	766.3
2.5°	694.2	688.1	694.2	698.4	698.4	698.4	704.5	723.1	735.4	743.7	758.1
5°	622.1	624.2	628.3	638.6	644.8	648.9	659.2	681.9	700.4	727.2	758.1
7.5°	558.3	562.4	568.6	578.9	593.3	591.2	613.9	644.8	679.8	714.8	760.2
10°	525.3	533.6	535.6	537.7	552.1	552.1	583.0	618.0	661.3	706.6	760.2
12.5°	531.5	531.5	525.3	523.3	531.5	529.4	556.2	597.4	644.8	708.7	768.4
15°	550.0	550.0	537.7	525.3	537.7	533.6	556.2	589.2	644.8	710.7	784.9
17.5°	574.8	576.8	562.4	541.8	545.9	548.0	564.5	595.4	644.8	714.8	807.5
20°	624.2	613.9	591.2	558.3	572.7	566.5	591.2	618.0	657.2	731.3	840.5
22.5°	667.5	667.5	624.2	595.4	597.4	597.4	620.1	642.7	675.7	754.0	865.2
25°	737.5	733.4	679.8	636.6	640.7	642.7	655.1	681.9	706.6	766.3	896.1
27.5°	826.1	815.8	762.2	712.8	696.3	702.5	708.7	729.3	735.4	786.9	933.2
30°	920.8	906.4	861.1	782.8	774.6	776.6	766.3	778.7	770.5	819.9	970.3
32.5°	980.6	980.6	937.3	879.6	857.0	857.0	822.0	830.2	830.2	850.8	1036.2
35°	1032.1	1028.0	999.1	955.9	941.4	933.2	898.2	910.5	889.9	910.5	1128.9
37.5°	1110.4	1098.0	1085.6	1056.8	1028.0	1021.8	1003.2	1011.5	982.6	972.3	1234.0
40°	1201.0	1194.8	1182.5	1170.1	1141.3	1139.2	1118.6	1126.8	1095.9	1056.8	1339.0
42.5°	1334.9	1316.4	1277.2	1266.9	1273.1	1281.4	1273.1	1258.7	1203.1	1153.6	1452.3
45°	1468.8	1440.0	1365.8	1349.3	1396.7	1390.5	1425.6	1419.4	1328.7	1250.5	1571.8
47.5°	1555.3	1530.6	1470.9	1460.6	1481.2	1489.4	1594.5	1575.9	1431.7	1339.0	1687.2
50°	1617.1	1619.2	1540.9	1567.7	1594.5	1594.5	1726.3	1724.3	1557.4	1448.2	1837.6
52.5°	1707.8	1678.9	1646.0	1670.7	1707.8	1728.4	1891.1	1845.8	1635.7	1540.9	2006.5
55°	1755.2	1742.8	1714.0	1757.2	1835.5	1845.8	2018.8	1983.8	1724.3	1650.1	2179.5
57.5°	1773.7	1784.0	1831.4	1849.9	1959.1	1985.9	2134.2	2084.8	1806.7	1786.1	2313.4
60°	1856.1	1841.7	1905.5	1979.7	2084.8	2099.2	2278.4	2171.3	1887.0	1874.6	2356.7
62.5°	2023.0	1985.9	2020.9	2109.5	2255.8	2274.3	2430.9	2286.7	1922.0	1934.4	2354.6
65°	2266.1	2239.3	2187.8	2257.8	2463.8	2490.6	2610.1	2385.5	1911.7	1913.8	2187.8
67.5°	2552.4	2509.1	2455.6	2498.8	2750.2	2812.0	2828.4	2428.8	1839.6	1798.4	1779.9
70°	2803.7	2774.9	2739.9	2814.0	3164.2	3186.9	3100.4	2402.0	1639.8	1444.1	1186.6
72.5°	3038.6	3024.2	3044.8	3322.9	3724.6	3739.0	3355.8	2233.1	1295.8	875.5	552.1
75°	3057.1	3042.7	3184.8	3743.1	4427.0	4453.8	3514.4	1751.0	683.9	356.4	232.8
77.5°	2070.4	2113.6	2379.4	3277.5	4066.5	4072.7	2873.8	813.7	282.2	210.1	162.7
80°	508.8	564.5	896.1	1695.4	2741.9	2809.9	1573.9	274.0	185.4	160.7	121.5
82.5°	185.4	201.9	364.6	766.3	1540.9	1567.7	550.0	148.3	133.9	123.6	88.6
85°	88.6	90.6	173.0	377.0	778.7	770.5	197.8	88.6	96.8	84.5	53.6
87.5°	37.1	37.1	76.2	175.1	344.0	333.7	63.9	41.2	55.6	49.4	26.8
90°	0.0	0.0	0.0	0.0	0.0	0.0	0.0	0.0	0.0	0.0	0.0



REPORT NUMBER: P675139  
 CATALOG NUMBER: CCW-SA-2A-750-U-T4FT

**CANDELA DISTRIBUTION (continued):**

	90°	95°	105°	115°	125°	135°	145°	155°	165°	175°	180°
0°	766.3	766.3	766.3	766.3	766.3	766.3	766.3	766.3	766.3	766.3	766.3
2.5°	768.4	772.5	789.0	801.4	813.7	824.0	840.5	840.5	850.8	850.8	850.8
5°	766.3	789.0	815.8	844.6	863.2	881.7	898.2	900.2	906.4	914.7	916.7
7.5°	774.6	797.2	840.5	881.7	904.4	912.6	933.2	927.0	927.0	927.0	933.2
10°	791.1	815.8	875.5	912.6	929.1	931.1	925.0	920.8	908.5	904.4	898.2
12.5°	803.4	846.7	906.4	935.3	929.1	922.9	908.5	887.9	873.5	869.3	869.3
15°	834.3	877.6	933.2	943.5	933.2	900.2	881.7	859.0	846.7	828.1	836.4
17.5°	861.1	910.5	960.0	947.6	927.0	875.5	848.7	815.8	799.3	778.7	778.7
20°	896.1	941.4	984.7	951.7	906.4	850.8	807.5	766.3	743.7	723.1	727.2
22.5°	935.3	976.5	999.1	935.3	875.5	811.7	751.9	712.8	683.9	671.6	675.7
25°	966.2	1011.5	1007.4	908.5	838.4	762.2	696.3	659.2	653.0	640.7	640.7
27.5°	1005.3	1052.7	1001.2	875.5	776.6	683.9	642.7	628.3	628.3	622.1	626.3
30°	1056.8	1089.8	986.8	828.1	698.4	613.9	593.3	601.5	616.0	609.8	611.8
32.5°	1141.3	1137.1	974.4	774.6	616.0	545.9	560.3	576.8	589.2	595.4	599.5
35°	1223.7	1196.9	960.0	702.5	539.7	513.0	525.3	543.9	566.5	572.7	574.8
37.5°	1306.1	1258.7	935.3	613.9	492.4	484.1	496.5	506.8	525.3	529.4	533.6
40°	1392.6	1299.9	892.0	527.4	453.2	453.2	461.5	463.5	473.8	480.0	484.1
42.5°	1468.8	1339.0	813.7	447.0	412.0	426.4	428.5	424.4	416.1	420.3	422.3
45°	1561.5	1382.3	723.1	389.3	381.1	399.6	403.8	387.3	372.9	364.6	360.5
47.5°	1652.2	1427.6	644.8	342.0	352.3	381.1	381.1	362.6	337.8	317.2	309.0
50°	1734.6	1472.9	580.9	313.1	323.4	366.7	370.8	335.8	309.0	284.3	280.2
52.5°	1872.6	1549.2	515.0	290.5	306.9	356.4	354.3	323.4	288.4	261.6	259.6
55°	1994.1	1625.4	428.5	267.8	290.5	342.0	348.1	311.1	263.7	239.0	234.8
57.5°	2082.7	1643.9	342.0	245.1	274.0	325.5	333.7	286.3	247.2	226.6	224.5
60°	2099.2	1571.8	278.1	226.6	251.3	302.8	309.0	271.9	234.8	218.4	214.2
62.5°	2023.0	1433.8	236.9	210.1	232.8	280.2	292.5	255.4	222.5	208.1	206.0
65°	1849.9	1231.9	208.1	195.7	220.4	263.7	278.1	243.1	212.2	199.8	197.8
67.5°	1464.7	945.6	185.4	185.4	203.9	247.2	267.8	234.8	201.9	193.6	191.6
70°	957.9	568.6	168.9	171.0	191.6	232.8	255.4	224.5	189.5	187.5	183.3
72.5°	412.0	261.6	150.4	156.6	173.0	208.1	236.9	210.1	175.1	168.9	162.7
75°	189.5	158.6	136.0	140.1	154.5	183.3	214.2	193.6	162.7	152.4	146.3
77.5°	133.9	115.4	113.3	121.5	131.8	158.6	189.5	181.3	150.4	142.1	138.0
80°	98.9	88.6	94.8	103.0	109.2	146.3	179.2	166.9	138.0	125.7	119.5
82.5°	70.0	65.9	74.2	82.4	88.6	127.7	164.8	146.3	115.4	105.1	94.8
85°	41.2	43.3	51.5	55.6	61.8	94.8	138.0	117.4	88.6	68.0	65.9
87.5°	18.5	18.5	24.7	26.8	30.9	55.6	92.7	74.2	55.6	43.3	41.2
90°	0.0	0.0	0.0	0.0	0.0	0.0	0.0	0.0	0.0	0.0	0.0

(END OF REPORT)